





READ AND COLOR!

Let's colour!




CHECK OUT THIS SONG ON YOUTUBE!

<https://www.youtube.com/watch?v=gghDRJVxFxU&feature=youtu.be>

Crayon Colors

Identifying colors and color names

Trace and color.




Hopsalot Says:



A great way to help your child recognize colors and color words is to create a color collage. For example, write the color word RED with a crayon of that color (red) on a large piece of posterboard. Look through old magazines and catalogs with your child for pictures of red objects. Cut them out and glue them on the posterboard. Make a poster for each color.

READ AND COLOR!



- 1 - Red
- 2 - Yellow
- 3 - Blue
- 4 - Green
- 5 - Brown
- 6 - Black
- 7 - Orange
- 8 - Purple

Mother Hen Gets Dinner